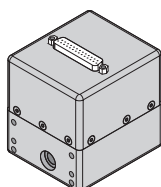
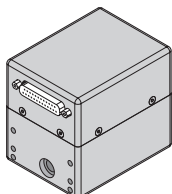


SCANcube

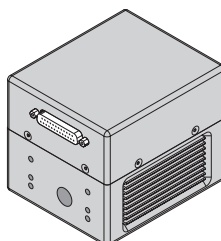
Standard-Steckerpositionen und -Pinbelegungen



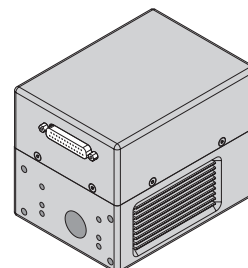
SCANcube 7



SCANcube 8.5



SCANcube 10

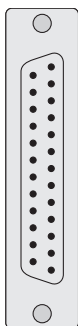


SCANcube 14

SL2-100-Interface

SL2-100 / POWER IN
(25-polige Sub-D-Buchse)

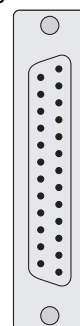
-15 V (25)	(13) -15 V
GND (24)	(12) -15 V
GND (23)	(11) GND
+15 V (22)	(10) +15 V
+3.3 V (DO NOT CONNECT)*(21)	(9) +15 V
DO NOT CONNECT (20)	(8) DO NOT CONNECT
DATA OUT+ (19)	(7) DO NOT CONNECT
DO NOT CONNECT (18)	(6) DATA OUT-
DO NOT CONNECT (17)	(5) DO NOT CONNECT
DATA IN+ (16)	(4) DO NOT CONNECT
DO NOT CONNECT (15)	(3) DATA IN-
DO NOT CONNECT (14)	(2) DO NOT CONNECT
	(1) NOT CONNECTED



XY2-100-Interface

DIGITAL POWER IN
(25-polige Sub-D-Buchse)

-15 V (25)	(13) -15 V
GND (24)	(12) -15 V
GND (23)	(11) GND
+15 V (22)	(10) +15 V
DO NOT CONNECT (21)	(9) +15 V
DO NOT CONNECT (20)	(8) DO NOT CONNECT
STATUS+ (19)	(7) DO NOT CONNECT
DO NOT CONNECT (18)	(6) STATUS-
CHAN2+ (17)	(5) DO NOT CONNECT
CHAN1+ (16)	(4) CHAN2-
SYNC+ (15)	(3) CHAN1-
CLOCK+ (14)	(2) SYNC-
	(1) CLOCK-



* Die 3,3 V Betriebsspannung wird für einen POF-Konverter zur optischen Datenübertragung (POF = Polymer Optical Fiber) von SCANLAB bereitgestellt. Für andere Zwecke sollte diese Spannung nicht verwendet werden.

Analoges Interface

ANALOG POWER IN
(25-polige Sub-D-Buchse)

-15 V (25)	(13) -15 V
GND (24)	(12) -15 V
GND (23)	(11) GND
+15 V (22)	(10) +15 V
DO NOT CONNECT (21)	(9) +15 V
DO NOT CONNECT (20)	(8) DO NOT CONNECT
DO NOT CONNECT (19)	(7) PWRFAIL 1
DO NOT CONNECT (18)	(6) PWRFAIL 2
SIG+IN 1 (17)	(5) DO NOT CONNECT
SIG+IN 2 (16)	(4) SIG-IN 1
DO NOT CONNECT (15)	(3) SIG-IN 2
DO NOT CONNECT (14)	(2) DO NOT CONNECT
	(1) DO NOT CONNECT

