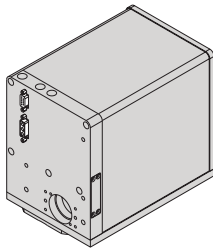


hurrySCAN 20, 25, 30

Standard-Steckerpositionen und -Pinbelegungen

SL2-100-Interface

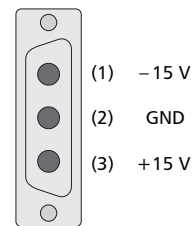


SL2-100
(9-polige Sub-D-Buchse)

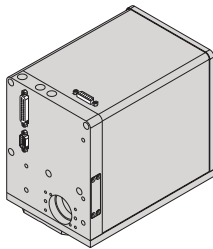
DATA IN+	(1)	(6)	DATA IN-
DO NOT CONNECT	(2)	(7)	GND
DO NOT CONNECT	(3)	(8)	GND
+3.3 V (DO NOT CONNECT)*	(4)	(9)	DATA OUT-
DATA OUT+	(5)		

* Die 3,3 V Betriebsspannung wird für einen POF-Konverter zur optischen Datenübertragung (POF = Polymer Optical Fiber) von SCANLAB bereitgestellt. Für andere Zwecke sollte diese Spannung nicht verwendet werden.

POWER IN
(3-poliger Sub-D-Stecker mit Hochstrom-Kontakten Typ FM3W3P von FCTgroup)



XY2-100-Interface (optional mit Z-Out)

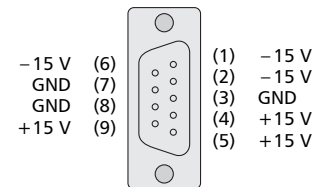


DIGITAL IN
(25-polige Sub-D-Buchse)

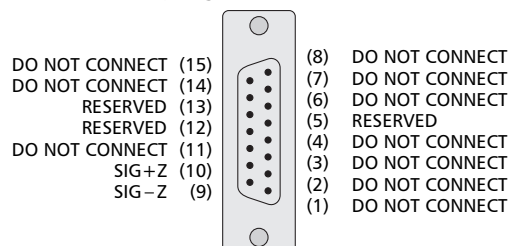
DO NOT CONNECT	(25)	(13)	DO NOT CONNECT
DO NOT CONNECT	(24)	(12)	DO NOT CONNECT
DO NOT CONNECT	(23)	(11)	DO NOT CONNECT
DO NOT CONNECT	(22)	(10)	DO NOT CONNECT
DO NOT CONNECT	(21)	(9)	DO NOT CONNECT
DO NOT CONNECT	(20)	(8)	DO NOT CONNECT
DO NOT CONNECT	(19)	(7)	DO NOT CONNECT
STATUS+	(19)	(6)	STATUS-
CHAN3+ *	(18)	(5)	CHAN3 - *
CHAN2+	(17)	(4)	CHAN2 -
CHAN1+	(16)	(3)	CHAN1 -
SYNC+	(15)	(2)	SYNC -
CLOCK+	(14)	(1)	CLOCK -

* Nur mit optionaler Z-OUT-Buchse, sonst: DO NOT CONNECT.

POWER IN
(9-poliger Sub-D-Stecker)




Z-OUT (optional)
(15-polige Sub-D-Buchse)



hurrySCAN 20, 25, 30

Standard-Steckerpositionen und -Pinbelegungen

Analoges Interface



ANALOG IN
(25-polige Sub-D-Buchse)

DO NOT CONNECT (25)	(13) DO NOT CONNECT
POSACK_1 (24)	(12) DO NOT CONNECT
TEMPOK_1 (23)	(11) PWROK_1
DO NOT CONNECT (22)	(10) DO NOT CONNECT
SIG+IN_1 (21)	(9) GND
SIG-IN_1 (20)	(8) GND
DO NOT CONNECT (19)	(7) GND
POSACK_2 (18)	(6) DO NOT CONNECT
TEMPOK_2 (17)	(5) PWROK_2
DO NOT CONNECT (16)	(4) DO NOT CONNECT
SIG+IN_2 (15)	(3) GND
SIG-IN_2 (14)	(2) GND
	(1) GND

POWER IN
(9-poliger Sub-D-Stecker)

-15 V (6)	(1) -15 V
GND (7)	(2) -15 V
GND (8)	(3) GND
+15 V (9)	(4) +15 V
	(5) +15 V