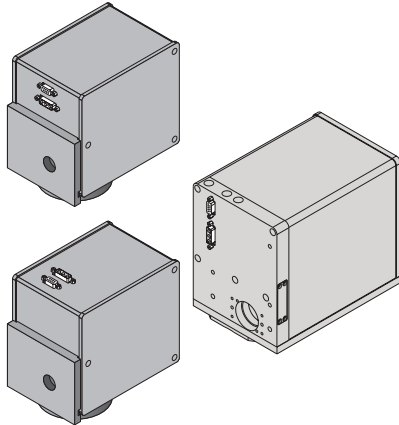


intelliSCAN

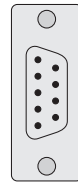
Standard Connector Positions and Pin-Outs

SL2-100 interface (separate connectors for data and power)



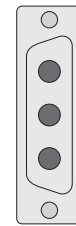
SL2-100 (9-pin female D-SUB connector)

DATA IN+	(1)	(6)	DATA IN-
DO NOT CONNECT	(2)	(7)	GND
DO NOT CONNECT	(3)	(8)	GND
+3.3 V (DO NOT CONNECT)*	(4)	(9)	DATA OUT-
DATA OUT+	(5)		



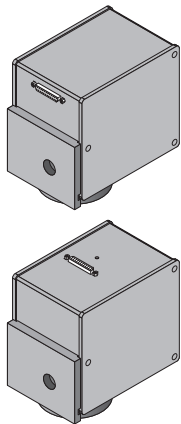
* The 3.3 V voltage is supplied for SCANLAB's POF converter for optical data transmission (POF = Polymer Optical Fiber). This voltage should not be used for other purposes.

POWER IN (3-pin male D-SUB connector with high power contacts, type FM3W3P from FCTgroup)



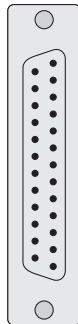
(1)	GND
(2)	DO NOT CONNECT
(3)	30 V

XY2-100-Enhanced interface (common connector for data and power)

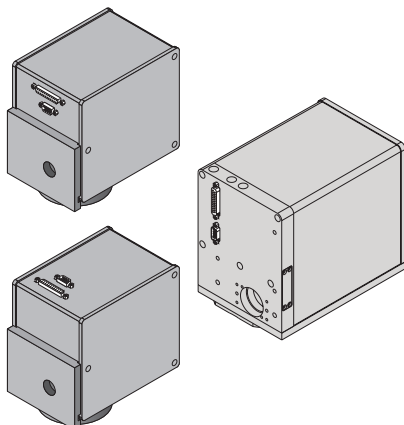


DIGITAL POWER IN (25-pin female D-SUB connector)

GND	(25)	(13)	GND
DO NOT CONNECT	(24)	(12)	GND
DO NOT CONNECT	(23)	(11)	DO NOT CONNECT
+30 V	(22)	(10)	+30 V
STATUS1+	(21)	(9)	+30 V
DO NOT CONNECT	(20)	(8)	STATUS1-
STATUS2+	(19)	(7)	DO NOT CONNECT
DO NOT CONNECT	(18)	(6)	STATUS2-
CHAN2+	(17)	(5)	DO NOT CONNECT
CHAN1+	(16)	(4)	CHAN2-
SYNC+	(15)	(3)	CHAN1-
CLOCK+	(14)	(2)	SYNC-
		(1)	CLOCK-

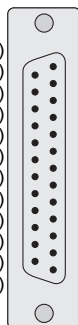


XY2-100-Enhanced interface (separate connectors for data and power)

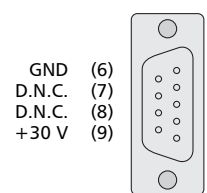


DIGITAL IN (25-pin female D-SUB connector)

DO NOT CONNECT	(25)	(13)	DO NOT CONNECT
DO NOT CONNECT	(24)	(12)	DO NOT CONNECT
DO NOT CONNECT	(23)	(11)	DO NOT CONNECT
DO NOT CONNECT	(22)	(10)	DO NOT CONNECT
STATUS1+	(21)	(9)	DO NOT CONNECT
DO NOT CONNECT	(20)	(8)	STATUS1-
STATUS2+	(19)	(7)	DO NOT CONNECT
DO NOT CONNECT	(18)	(6)	STATUS2-
CHAN2+	(17)	(5)	DO NOT CONNECT
CHAN1+	(16)	(4)	CHAN2-
SYNC+	(15)	(3)	CHAN1-
CLOCK+	(14)	(2)	SYNC-
		(1)	CLOCK-



POWER IN (9-pin male D-SUB connector)



GND	(6)	(1)	GND
D.N.C.	(7)	(2)	GND
D.N.C.	(8)	(3)	D.N.C.
+30 V	(9)	(4)	+30 V
		(5)	+30 V